

Transmission Fluid Level Check

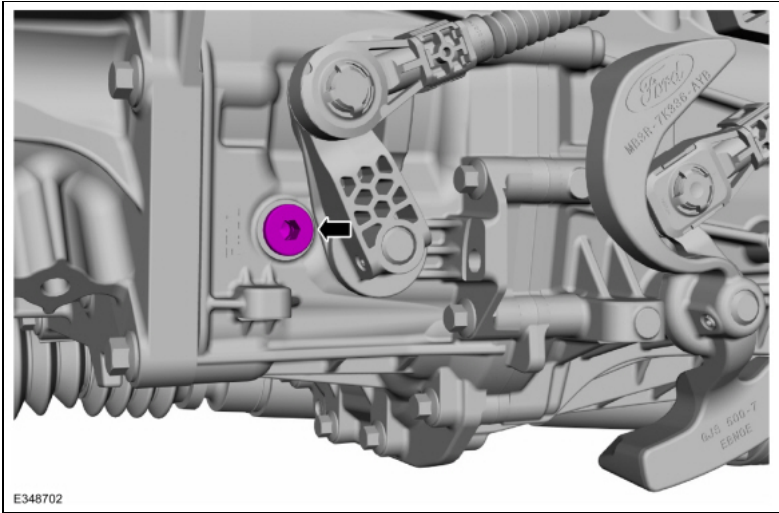
Special Tool(s) / General Equipment

Fluid Suction Gun

Materials

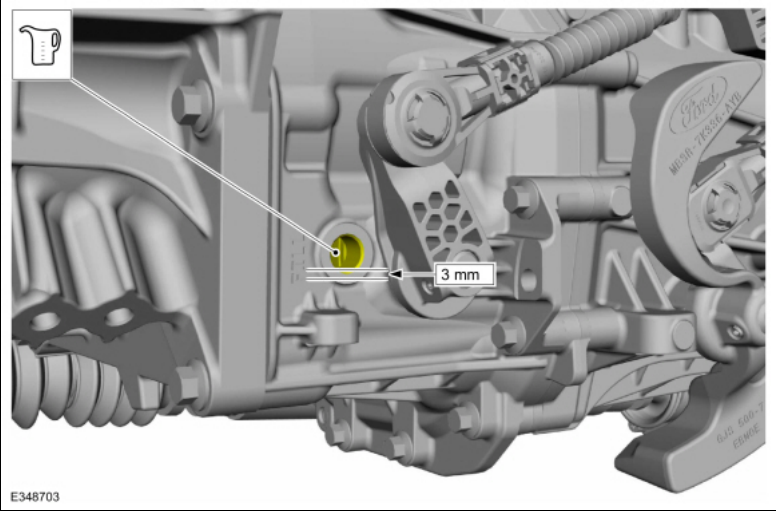
Name	Specification
Motorcraft® Dual Clutch Transmission Fluid XT-11-QDC	WSS-M2C200-D2 A

1. **NOTE:** Make sure that the vehicle is level.
- With the vehicle in NEUTRAL, position it on a hoist.
Refer to: Jacking and Lifting (100-02 Jacking and Lifting, Description and Operation).
2. Remove the fill plug.



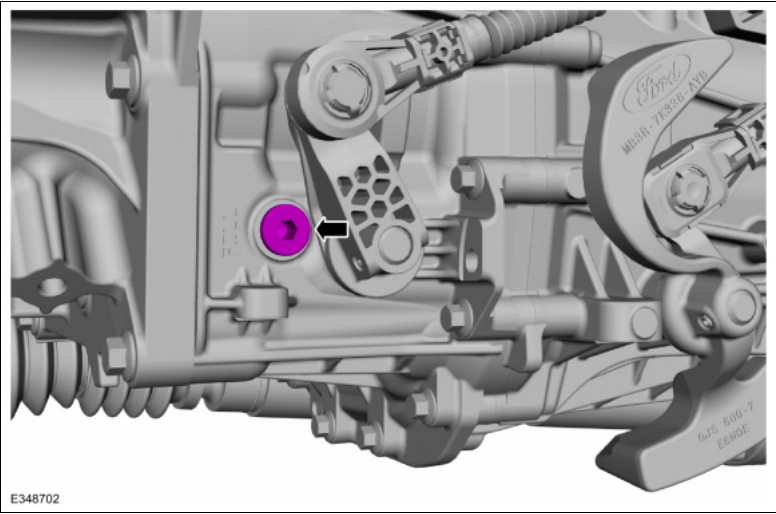
A
A
A
A
A
A

3. **NOTE:** The minimum fluid level should be no more than 3mm below the transmission fluid fill hole.
- Add or remove transmission fluid as necessary.
Refer to: Specifications (308-03 Manual Transmission - 7-Speed Manual Transmission MT88, Specifications).
Use the General Equipment: Fluid Suction Gun
Material: Motorcraft® Dual Clutch Transmission Fluid / XT-11-QDC (WSS-M2C200-D2)



À
À
À
À
À
À

4. Install the fill plug.
Torque: 26 lb.ft (35 Nm)



À
À
À
À
À
À